




248682 Pour Nozzle Conversion Kit

310741A

For Fusion™ Mechanical Purge Spray Gun

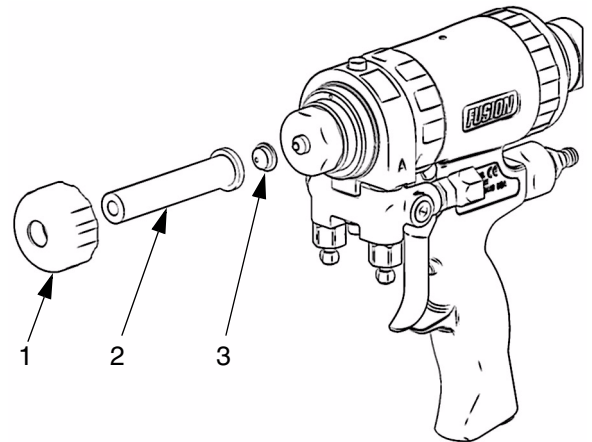
 Read warnings and instructions in the Fusion mechanical purge gun manual 309856.

 **WARNING**

Follow **Pressure Relief Procedure** in gun manual 309856 before disassembling gun and installing kit.

Ref. No.	Part No.	Description	Qty.
1	15E268	CAP, retainer, pour nozzle	1
2	15E269	NOZZLE, pour	1
3	RTM110	TIP, round (includes 7/64 cleanout drill, not shown)	1



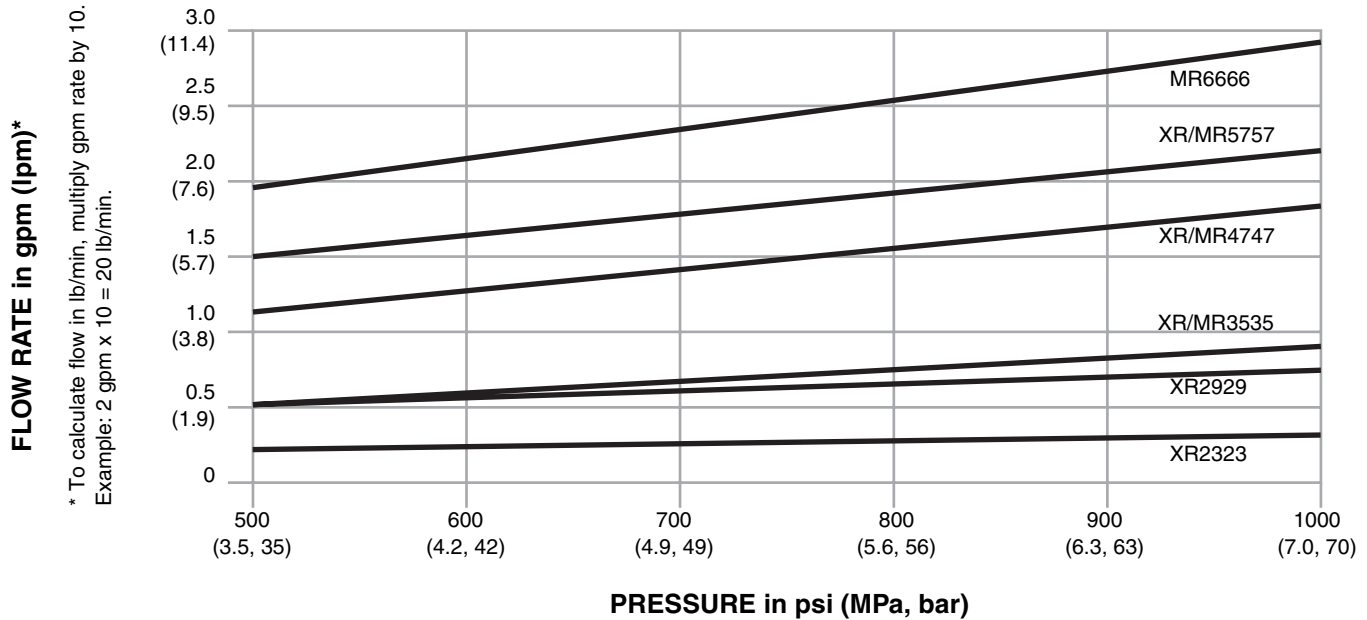
TI5129a

PROVEN QUALITY. LEADING TECHNOLOGY.

Pour Nozzle Performance Chart



For best results, use an MR or XR mix module with the pour nozzle.
Flow rates shown are with an RTM110 tip (standard in pour nozzle kit).



TI5128a

Graco Information

TO PLACE AN ORDER, contact your Graco distributor or call to identify the nearest distributor.
Phone: 612-623-6921 or **Toll Free:** 1-800-328-0211, **Fax:** 612-378-3505

*All written and visual data contained in this document reflects the latest product information available at the time of publication.
Graco reserves the right to make changes at any time without notice.*

Graco Headquarters: Minneapolis
International Offices: Belgium, Korea, China, Japan
GRACO INC. P.O. BOX 1441 MINNEAPOLIS, MN 55440-1441
www.graco.com
Printed in USA 310741A
5/2004